

**INNOVATION THROUGH SYNECTIC ENGINEERING**



 **GENESYS®**



AN MDM PUMPS PRODUCT

*Genesys® 3x2-6 Long Coupled**Genesys® Close-Coupled 3x2-6*

## Why GENESYS® Today

Our vision of making products that capture integrity — integrity that makes them precious to the customer — is a costly and difficult endeavor. After years of rigorous research and development, the proven B73lean® design of the Genesys® is lowering total cost of ownership from basic applications to more technologically advanced facilities around the globe. The Genesys® non-metallic, end-suction centrifugal pump line is designed and engineered to provide highly efficient pumping solutions. The Genesys® composite construction with no wetted metal parts gives it compatibility with many aggressive chemistries.

The unique closed-impeller and time-tested volute design results in high performance and efficiency.

Genesys® pumps are among the first to demonstrate a strong yet simple economic reason to start switching to BMC thermosets: Compared to metallic materials of construction, thermosets are about half the cost. BMC offers low shrink and low warp; it molds to net dimensions and holds tight tolerances. BMC also adds a “marketing-oriented” advantage in the ability to color the material for a wide variety of end-user functionality.

## What is B73lean® and why is it better?

### **B73lean® THE PUMP PAYS FOR ITSELF!**

For many applications, full compliance with the B73.1 standard can be a burden simply because you must pay for features you don't need. But, there is a more efficient alternative!

The B73lean® philosophy considers it far more important to emphasize process performance and energy efficiency than compliance with some of the dimension specifications in the full B73.1 spec.

### **B73lean® IS EASIER TO MAINTAIN**

Its interchangeable design fits the old B73 inlet/discharge envelope but with a smaller footprint. Standard mounting, close coupled, direct back pull-out design eliminates alignment and calibration issues.

### **B73lean® IS LESS EXPENSIVE TO OPERATE**

Smooth, resin-rich thermoset surfaces, elegantly simple design and fewer components make it far more efficient than the old pumps specified by your predecessors.

*Genesys® Wet End Cutaway*



## B73lean®

Ensures inlet and discharge ports to be interchangeable with existing metal and plastic ANSI pumps conforming to the ANSI/ASME B73.1 specification.

B73lean® provides the ability to close-couple to five different NEMA JM motor frames (143JM through 215JM NEMA frame motors). This benefit provides lower acquisition costs and reduces the overall footprint when comparing to long coupled / bearing frame pump and motor configurations.

### SEAL FLUSH PORT


- Lubricates the mechanical seal
- Removes heat generated by the seal and motor shaft
- Extends the life of the seal
- Reduces maintenance cost
- Features two seal flush port configurations including plan 11, plan 13

### IMPENATRA® II

- Non metallic design
- No metal in contact with process fluid
- Manufactured for sea water and chemical applications
- Seal faces and elastomers are available in a wide range of materials
- Ensures compatibility for corrosion resistance.

### SIMPLICITY OF DESIGN

- One casing o-ring for quick and easy assembly.



Genesys® 3x2-6 Cross Section

### THROUGH BOLT DESIGN

- True back-end pullout
- Ease of maintenance

### PROPRIETARY BULK MOLDED VINYL ESTER COMPOUND

- Compression molded parts
- Superior resin rich surfaces
- Smooth hydraulic passages
- Promotes high pump efficiency
- Withstands the intensity of the toughest piping loads
- The thermoset formulation provides high temperature and chemical resistance in a wide array of applications

### ENCLOSED IMPELLER

- Peak efficiency of 76%
- Internal hydraulic passages provide high efficiency performance



## Mechanical Seal



*Impenatra® II Seal*

The Impenatra® II Seal is an innovative new approach to solve many shaft sealing problems. When used with Genesys®, it isolates all metallic parts from contact with the fluid. Alternately, corrosive chemicals require seals made of exotic alloys.

You can expect unprecedented corrosion resistance and protection from attack by contained fluid and surrounding environment. Easy to install and field adjustment not required. Offers great versatility at an excellent price. Reliability due to simplicity of design and quality components.

### TECHNICAL DATA

Seal Type – stationary wave spring, reverse mount  
Maximum temperature 194 °F

### MATERIALS OF CONSTRUCTION

O-rings and elastomers available in Buna, Viton®, EPDM, Kalrez® and Alfas®  
Seal case – injection molded polypropylene  
Seal face – carbon graphite resin, binderless graphite or silicon carbide  
Seal seat – silicon carbide

## Seal Flushing Arrangements

Genesys® provides a seal flush port, also known as a water-wash, to keep the mechanical seal surfaces cool and clean. Seal flushing helps provide an optimal environment around the Impenatra® II seal faces. They are highly recommended for longevity of the seal and reducing maintenance costs. The Genesys® internal seal flush port is offered in two common piping configurations:

### PLAN 11

Seal flush from pump discharge port to internal flush port on pump bracket.


- Seal chamber heat removal.
- Increase seal chamber pressure and fluid vapor margin.
- Keeps seal surfaces clean in applications with fluids that crystallize

### PLAN 13

Recirculation from seal chamber to pump suction through port.

- Seal chamber heat removal.
- Keeps seal surfaces clean in applications with fluids that crystallize

## Impeller




*Semi-Open*



*Enclosed*

Enclosed impeller design provides high efficiency performance. Semi-Open impeller design for highly viscous fluids and suspended solids.

- Ultrasonically welded impeller shroud and vane
- Motor shaft o-rings not required
- No balancing and shaft alignment required for impeller assembly



*Genesys® PLAN 11 Seal Flush Arrangement*



*Genesys® PLAN 13 Seal Flush Arrangement*

## BMC vs. RTM for making pump parts

Making industrial parts from a non metallic material has had a very interesting history. One of the very first manufacturing processes to do that was called “compression molding.” This process was developed in the early 1900s . It is a high-pressure molding technique used originally to mold phenolic compounds. RTM is relatively newer process that is done under lower pressures but uses newer thermoset materials, fillers and matrices to make more versatile products. BMC is the latest hybrid of both that takes the best of both worlds. BMC can produce even stronger, more cost-effective complex parts previously made only in high-end metallic foundries. There have been many reasons behind the innovations in non-metallic part manufacturing, but several are:

- The need to replace complex metal parts with a composite material to lower cost.
- The need to consider the environmental impact that metal foundries were contributing in their waste stream disposal, scrap.
- The need to find ways of making a higher quality product for better performance.

The table below basically shows how the RTM process compares to the BMC process using two criteria categories: Scalar and Qualitative. The scalar rankings show the part feature relative to the manufacturing process in very objective terms. The Qualitative rankings show part features that are more subjective in nature but still give a relative value comparison. BMC materials and processes are being improved all the time. What makes this most exciting is that it will allow manufacturers to consider replacing even more metallic components in their products with composite equivalents. Of course, in any fluid flow equipment, like pumps, this will invariably contribute to higher overall efficiencies of a complete assembly or system.

Criteria	Feature	BMC	RTM
Scalar	Capital Production Tooling costs	10X	1X
	Production part cycle time	1X	10X
	Fully loaded cost of molding materials	1X	5X
Qualitative	Smooth surfaces for higher operational efficiencies	HIGH	MED
	Post molding machining operations required	LOW	MED
	Wall thicknesses required	HIGH	LOW

## BMC MATERIALS HAVE OTHER PROPERTIES OF PARTICULAR VALUE TO THE PUMP INDUSTRY

- A smooth surface finish provides for better sealing and reduces friction losses resulting in higher efficiencies than competitors. Higher efficiencies result in lower total costs of ownership and maintenance.
- The complex geometries designed into the internal fluid passages, i.e. smooth curving surfaces, are essential for optimum hydraulic performance and are required to keep fluid turbulence to a minimum, resulting in even more efficiency gains.
- Because the design incorporates complex geometries, the pumps have a smaller footprint than “Armored” pumps requiring an external support structure for their internal non-metallic “lining.” Thermoset materials of construction have an inherent advantage over thermoplastics for applications with higher temperature fluids and with more aggressive chemical formulations. Thermoset materials can match the quality of parts made in the investment cast process using high-end alloys.

## GENESYS® THERMOSETTING POLYMER

The thermoset transformation or curing process involves change from a liquid to a solid by a cross-linking process. This means that the molecular chains of the polymers are induced to link into a rigid product using chemical catalysts that make this linking go faster than it would over time. Thermoset materials are generally stronger than thermoplastic materials due to the number of three dimensional bonds that are created through cross-linking. This also makes them better suited to high-temperature applications. However, this “hardness” tends to make them more brittle and difficult to recycle.

## SOME EXAMPLES OF THERMOSETS ARE:

- Polyester fiberglass systems
- Vulcanized rubber
- Bakelite, an electrical insulators and plastic ware
- Duroplast, similar to Bakelite used for making car parts
- Urea-formaldehyde foam used in plywood
- Melamine resin used on work top surfaces
- Epoxy resin polyimides used in printed circuit boards and in body parts of modern airplanes
- Cyanate esters or polycyanurates for electronics application



# IMPENATRA® II



## WHAT'S DIFFERENT ABOUT THE IMPENATRA® II?

- A proven, balanced design approach which eliminates hang up.
- Seal case is Injection molded polypropylene.
- All metal surfaces, springs and shafts are isolated from fluid contact.
- Easily handles a wide range of chemical solutions including most acids, bases and inorganics.
- Every seal is individually inspected to ensure consistent quality and is readily available.

The Impenatra® II Seal is an innovative new approach to solve many shaft sealing problems. When used with GENESYS®, it isolates all metallic parts from contact with the fluid. Alternatively, corrosive chemicals require seals made of exotic alloys.

You can expect excellent corrosion resistance and protection from attack by contained fluid and surrounding environment. Easy to install and field adjustment not required. Offers great versatility at an excellent price. Reliability due to simplicity of design and quality components.

## WHAT THIS MEANS TO YOU

- Outstanding corrosion resistance protects from attack by contained fluid and from surrounding environment.
- Easy to install, field adjustment not required.
- Offers good versatility at an excellent price.
- Reliability, due to simplicity of design and quality components.

## TECHNICAL DATA


Seal Type: Stationary wave spring, reverse mount  
Maximum temperature 194 °F

## MATERIALS OF CONSTRUCTION

- O-rings and elastomers available in Buna, Viton®, EPDM, Kalrez® and Alfes®.
- Seal case – injection molded polypropylene
- Seal face – carbon graphite resin, binderless graphite or silicon carbide
- Seal seat – silicon carbide

## EXAMPLE CORROSION RESISTANCE


- Deionized Water
- Ferrous Chloride 100%
- Hydrochloric Acid 37%
- Hypo Acid Fixing Baths
- Nitric Acid 10%
- Phosphoric Acid
- Photographic Developers
- Plating Solutions
- Sodium Hydroxide
- Sodium Hypochlorite
- Sulfuric Acid (aerated)
- And much more...



**IMPENATRA® II**

Impenatra® II and Genesys® are registered trademarks of MDM Incorporated. Viton® and Kalrez® are registered trademarks of Dupont.  
Noryl® is a registered trademark of SABIC. Alfes® is a registered trademark of Asahi Glass Co., Ltd.






Genesys® 3x2-6 Unit with Basket Strainer (FT)


## Basket Strainer (FT)

Our heavy duty FT model strainer is suitable for marine aquatic and industrial applications. The Genesys FT strainer is customized so that the effluent port lines up with the pump inlet port. In addition to efficient solids removal, our basket strainers will protect the pump impeller and can be used as priming pots for suction lift applications.


FT model strainers are constructed of FRP, PVC, and 316SS. These materials results in a product that is extremely corrosion resistant and built to last the life of any project. Our standard basket is 18 Gauge 316SS, constructed with 1/8" holes perforated on 3/16" staggered centers. As depicted above, baskets can be fabricated with a variety of hole sizes and open areas to meet varying design requirements. Baskets are laser cut for maximum strength and service life.




5/32" Perf @ 3/16" centers. 33 holes per sq. in. 63% open area



1/8" Perf @ 3/16" centers. 33 holes per sq. in. 40% open area



3/16" Perf @ 1/4" centers. 18.5 holes per sq. in. 51% open area



1/4" Perf @ 3/8" centers. 8.1 holes per sq. in. 40% open area

STRAINER SIZE	PUMP SIZE	CONNECTION CENTERLINE (STRAINER OUTLET & PUMP INLET)	MATERIALS OF CONSTRUCTION	PART NUMBER
4x3	3x2	5.25"	FRP Body PVC Flanges & Drain 316 SS Basket & T-Handles	24169627



Genesys® 3x2-6 Unit with VFD

## Variable Frequency Drive (VFD)

Genesys® pumps in combination with a variable frequency drive (VFD) result in a versatile pumping system with the lowest total cost of ownership. This is accomplished by slower operating speeds with a larger more efficient impeller, reducing energy consumption and increasing service life. Pump purchases should be seen as power and labor contracts, since operating cost will far exceed acquisition cost.

The design experts at MDM will size the pump to meet maximum system flow and validate whether a VFD is appropriate for your pumping application. Below is a list of potential operating benefits.

Aegis ground rings and insulated bearings can be provided for additional protection with VFD applications.

## Benefits

- Reducing rotational speed will draw less electrical power compared to valve throttling.
- Increased service life by lowering rotational speed (seals, bearings and motor).
- Ability to integrate with system automation and monitoring. Rotational speed can be controlled to maintain a desired flowrate as system pressure demands fluctuate.
- Inherent soft starting reduces wear on motor and other system components such as piping and valves.
- Voltage being supplied to the motor is optimized based on the operating load, thus maintaining the right amount of motor slip.
- Some utilities offer rebates for installing VFDs in new or retrofit work.



<b>PUMP MODEL</b>	<b>GENESYS® 3X2-6</b>
<b>ALLOWABLE FLOWRATE RANGE (GPM) <sub>1</sub></b>	55-340
<b>ALLOWABLE PRESSURE RANGE (FT) <sub>1</sub></b>	5-170
<b>MAXIMUM EFFICIENCY</b>	76%
<b>MOTOR POWER (HP) <sub>2</sub></b>	1 through 20
<b>POWER OPTIONS (VOLTAGE / PHASE)</b>	110-220V / 1Ø or 230-460V / 3Ø
<b>NEMA MOTOR FRAME <sub>2</sub></b>	143JM through 215JM
<b>WET END MATERIAL</b>	Compression Molded Thermoset Polymer / Vinyl Ester Resin
<b>MECHANICAL SEAL</b>	Impenatra® II (Non Metallic)
<b>IMPELLER TYPE</b>	Semi Open or Enclosed
<b>IMPELLER MATERIAL</b>	Noryl® or Nylon

1. Allowable Operating Range (AOR) is between 60% & 130% of flow at Best Efficiency Point (BEP).
2. Close Coupled or Frame Mounted options are available.

